

# THE BASICS

A compilation of recent and noteworthy information on the abortion issue.

## Diary of an Unborn Baby



**Day 1** Fertilization: all human chromosomes are present, and a unique life beings.

**Day 6** The embryo begins implanting in the uterus.

**Day 22** The heart begins to beat with the child's own blood, often with a different blood type than the mother's.

**Week 5** Eyes, legs, and hands begin to develop.

**Week 6** Brain waves are detectable<sup>1</sup>. The mouth and lips are present, and fingers are forming<sup>2</sup>.



**Week 7** Eyelids and toes form. The baby now has a distinct nose and is kicking and swimming<sup>3</sup>.

**Week 8** Every organ is in place<sup>4</sup>; bones<sup>5</sup>, fingerprints<sup>2</sup> begin to form.



**Weeks 9 & 10** Teeth begin to form, fingernails develop<sup>5</sup>; baby can turn head<sup>5</sup> and frown<sup>2</sup>.

**Week 11** Baby can grasp object placed in hand<sup>3</sup>.

**Week 17** Baby can have dream (REM) sleep<sup>7</sup>.

## MORE THAN NUMBERS

There have been **more than 57 million abortions** in the U.S. since 1973.


There were over **1,058,000 abortions** in 2011. That is nearly **2,900 abortions per day, 120 per hour, 1 every 30 seconds.**

Of all pregnancies that resulted in either live birth or abortion in 2011, **21.2% resulted in abortion.**

## The War On The Unborn

† = 1 Million Lives

Abortions in the U.S. Since 1973:

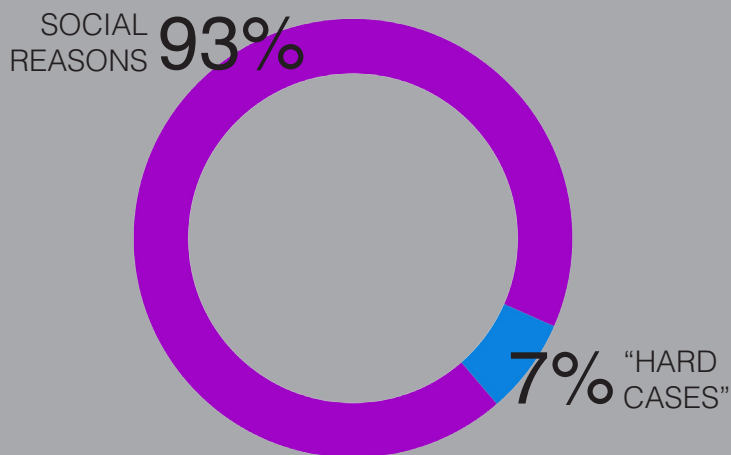


American Casualties from every war since 1775:



Unless otherwise noted, information on fetal development taken from Keith L. Moore and T.V.N. Persaud, The Developing Human, 5th ed. (Philadelphia: W.B. Saunders Co., 1993). 1. O'Rahilly & Müller, The Embryonic Human Brain, 2nd Ed, 1999. 2. Flanagan, The First Nine Months, 1965. 3. Valman & Pearson, BMJ, 1/26/80. 4. Nilsson, A Child is Born, 1990. 5. Rugh & Shettle, From Conception to Birth, 1971. 6. P.E. Rockwell, Markle v. Abele, U.S. Supreme Court, 1971. 7. AMA News, 2/1/83. Full citations available upon request.

# Why do women have abortions?



Data from Lawrence Finer, et al, "Reasons U.S. Women Have Abortions: Quantitative and Qualitative Perspectives," Perspectives on Sexual and Reproductive Health, Vol. 37, No. 3 (Sept., 2005), p. 110.

**Social Reasons** (given as primary reason)

•Feels unready for child/responsibility	25%
•Feels she can't afford baby	23%
•Has all children she wants	19%
other family responsibility	8%
•Relationship problems/single motherhood	7%
•Feels she isn't mature enough	4%
•Interference with education/career plans	>1%
•Parents/partner wants abortion	>6.5%
•Other reasons	
<b>TOTAL</b>	<b>approx. 93%</b>

**"Hard Cases"** (given as primary reason)

•Mother's health	4%
•Baby may have health problem	3%
•Rape	<0.5%
<b>TOTAL</b>	<b>approx. 7%</b>

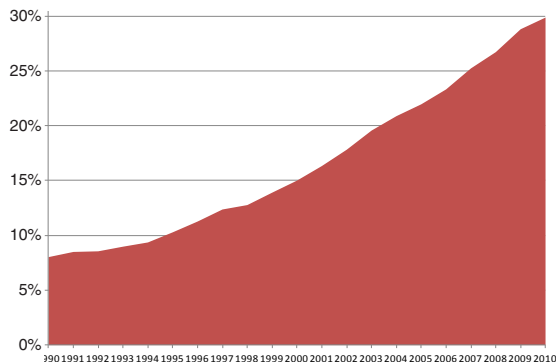


A November 2014 poll by The Polling Company™ found that only **13%** of Americans held the position that abortion should be legal for any reason and essentially at any time during pregnancy, the doctrine of the Supreme Court *Roe v. Wade* decision.

## ABORTION AS BIG BUSINESS

Using the average cost of \$451 per abortion, **the abortion business is at least a \$477 million a year industry.**

Although abortions in the U.S. have declined since 1990, the percentage of abortions for which Planned Parenthood is responsible has steadily increased from 8% in 1990 to more than 30% today. **Planned Parenthood is now responsible for nearly 1/3 of all abortions in the U.S.**



**Abortions Performed by Planned Parenthood as percentage of total U.S. Abortions**

### HOW THINGS HAVE CHANGED

#### Planned Parenthood in 1963:

"An abortion kills the life of the baby after it has begun."

#### Planned Parenthood Today:

While dropping in the U.S. as a whole, abortions performed at PPFA clinics during the same time frame (1990-2010) have increased by **255%**.

Estimated 2014 Planned Parenthood Revenues from Abortion:

**\$147,771,503.<sup>00</sup>**

SOURCES: Hickman quote from NARAL 20th Anniversary Conference, October, 1989. Number of annual abortions based on figures from the Alan Guttmacher Institute (AGI). Number of total abortions from 1973 to 2002 based on figures from AGI, with estimates of 1.293 million abortions for 2003-2005, and a 3% correction for undercounting (AGI has estimated a 3-6% undercounting rate). Ratio of abortions to live births and number of abortions taken from AGI figures from Jones RK and Jerman J, Abortion incidence and service availability in the United States, 2011, Perspectives on Sexual and Reproductive Health, 2014, 46(1):3-14. Average cost of a first trimester abortion taken from: Jones RK and Kooistra K, Abortion incidence and access to services in the United States, 2008, Perspectives on Sexual and Reproductive Health, 2011, 43(1):41-50. Planned Parenthood data developed from PPFA 2004 on-line Service Report, <http://www.plannedparenthood.org/pp2/portal/files/portal/medicalinfo/birthcontrol/fact-pp-services-2003.xml>, accessed 5/26/06. 1963 quote from 1963 PPFA pamphlet. All sources on file.